Average effect of condition

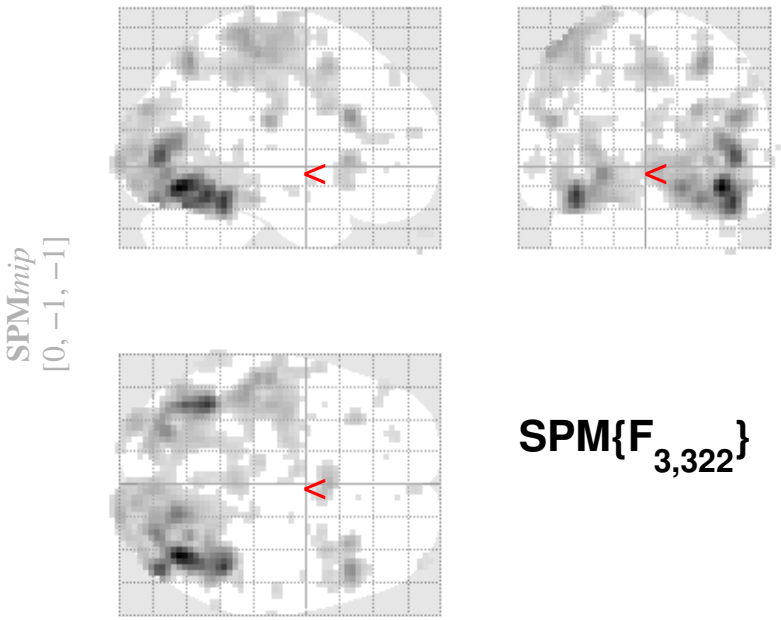

SPM{$F_{3,322}$}



SPMresults: SPMface_rep/categorical
Height threshold F = 10.837455 {p<0.05 (FWE)}
Extent threshold k = 0 voxels

Statistics: *p–values adjusted for search volume*

set–level		cluster–level				peak–level					mm mm mm		
p	c	$p_{FWE-corr}$	$q_{FDR-corr}$	k_E	p_{uncorr}	$p_{FWE-corr}$	$q_{FDR-corr}$	F	$(Z_{\equiv})$	p_{uncorr}			
0.000	**41**	**0.000**	**0.000**	**3095**	**0.000**	**0.000**	**0.000**	**116.89**	**Inf**	**0.000**	**39**	**−70**	**−13**
						0.000	0.000	88.10	Inf	0.000	−39	−55	−16
						0.000	0.000	87.51	Inf	0.000	45	−46	−19
		0.000	**0.000**	**170**	**0.000**	**0.000**	**0.000**	**47.21**	**Inf**	**0.000**	**48**	**23**	**23**
						0.000	0.000	23.14	7.31	0.000	36	8	29
						0.000	0.001	17.47	6.29	0.000	48	11	35
		0.000	**0.000**	**88**	**0.000**	**0.000**	**0.000**	**44.81**	**Inf**	**0.000**	**30**	**−64**	**53**
		0.000	**0.000**	**761**	**0.000**	**0.000**	**0.000**	**38.77**	**Inf**	**0.000**	**−45**	**−34**	**65**
						0.000	0.000	37.93	Inf	0.000	−51	−22	23
						0.000	0.000	37.81	Inf	0.000	−51	−28	56
		0.000	**0.000**	**121**	**0.000**	**0.000**	**0.000**	**34.92**	**Inf**	**0.000**	**33**	**20**	**2**
						0.000	0.000	19.46	6.67	0.000	42	20	−4
						0.000	0.000	19.22	6.63	0.000	51	20	−10
		0.000	**0.000**	**98**	**0.000**	**0.000**	**0.000**	**29.87**	**Inf**	**0.000**	**3**	**11**	**50**
						0.000	0.000	21.79	7.08	0.000	9	5	44
		0.000	**0.000**	**164**	**0.000**	**0.000**	**0.000**	**24.76**	**7.56**	**0.000**	**0**	**−40**	**47**
						0.000	0.000	19.19	6.62	0.000	−9	−25	47
						0.001	0.025	14.26	5.62	0.000	−3	−55	47
		0.000	**0.000**	**23**	**0.000**	**0.000**	**0.000**	**22.70**	**7.23**	**0.000**	**−33**	**26**	**−1**
		0.000	**0.001**	**16**	**0.000**	**0.000**	**0.000**	**19.01**	**6.59**	**0.000**	**51**	**−37**	**8**
		0.000	**0.000**	**28**	**0.000**	**0.000**	**0.000**	**18.28**	**6.45**	**0.000**	**−6**	**−7**	**62**
		0.000	**0.003**	**13**	**0.001**	**0.000**	**0.001**	**17.23**	**6.24**	**0.000**	**0**	**−61**	**20**
		0.000	**0.005**	**11**	**0.002**	**0.000**	**0.003**	**16.19**	**6.04**	**0.000**	**3**	**56**	**17**

table shows 3 local maxima more than 8.0mm apart

Height threshold: F = 10.84, p = 0.000 (0.050)
Extent threshold: k = 0 voxels
Expected voxels per cluster, <k> = 0.983
Expected number of clusters, <c> = 0.05
FWEp: 10.837, FDRp: 13.892, FWEc: 1, FDRc: 6

Degrees of freedom = [3.0, 322.0]
FWHM = 10.7 10.7 10.3 mm mm mm; 3.6 3.6 3.4 {voxels}
Volume: 1612116 = 59708 voxels = 1229.1 resels
Voxel size: 3.0 3.0 3.0 mm mm mm; (resel = 43.41 voxels)

Average effect of condition

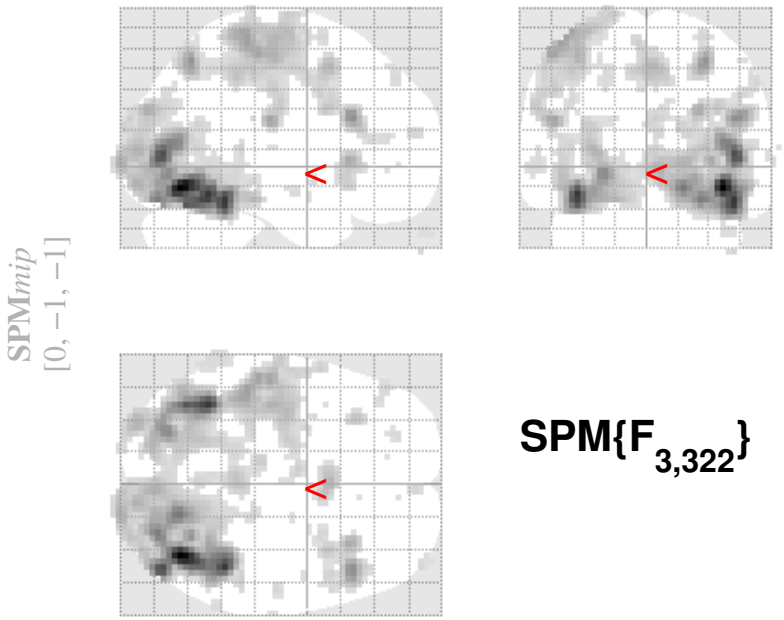

SPM{$F_{3,322}$}



SPMresults: SPMface_rep/categorical
Height threshold F = 10.837455 {p<0.05 (FWE)}
Extent threshold k = 0 voxels

Statistics: *p–values adjusted for search volume*

set–level		cluster–level				peak–level					mm	mm	mm
p	c	$p_{FWE-corr}$	$q_{FDR-corr}$	k_E	p_{uncorr}	$p_{FWE-corr}$	$q_{FDR-corr}$	F	$(Z_{\equiv})$	p_{uncorr}			
		0.000	0.002	15	0.001	0.000	0.006	15.56	5.90	0.000	27	5	65
		0.000	0.007	10	0.003	0.000	0.007	15.41	5.87	0.000	57	−19	41
		0.001	0.021	7	0.011	0.000	0.010	15.15	5.82	0.000	45	−76	29
		0.000	0.001	16	0.000	0.000	0.016	14.69	5.71	0.000	−42	−76	32
		0.007	0.159	2	0.143	0.000	0.017	14.62	5.70	0.000	45	59	−46
		0.000	0.001	18	0.000	0.000	0.019	14.51	5.68	0.000	−48	41	14
		0.000	0.000	41	0.000	0.001	0.025	14.26	5.62	0.000	−63	−52	−1
						0.004	0.132	12.77	5.28	0.000	−60	−58	5
		0.000	0.002	14	0.001	0.001	0.031	14.05	5.57	0.000	−24	47	44
		0.001	0.029	6	0.018	0.001	0.037	13.89	5.54	0.000	66	−52	2
		0.001	0.021	7	0.011	0.001	0.056	13.54	5.46	0.000	−15	−10	−16
		0.000	0.004	12	0.002	0.002	0.088	13.15	5.36	0.000	24	−58	20
		0.001	0.029	6	0.018	0.004	0.138	12.72	5.26	0.000	9	−73	32
		0.001	0.029	6	0.018	0.004	0.138	12.71	5.26	0.000	−27	−58	53
		0.004	0.115	3	0.079	0.005	0.156	12.59	5.23	0.000	−33	2	−10
		0.007	0.159	2	0.143	0.005	0.163	12.54	5.22	0.000	15	−31	23
		0.000	0.007	10	0.003	0.006	0.178	12.45	5.20	0.000	45	62	−37
		0.007	0.159	2	0.143	0.007	0.201	12.34	5.17	0.000	48	−4	53
		0.007	0.159	2	0.143	0.008	0.224	12.24	5.15	0.000	9	26	26
		0.015	0.294	1	0.294	0.010	0.268	12.07	5.10	0.000	−39	8	26
		0.007	0.159	2	0.143	0.011	0.282	12.01	5.09	0.000	69	−22	8
		0.002	0.072	4	0.046	0.011	0.296	11.96	5.08	0.000	−30	−61	65
		0.007	0.159	2	0.143	0.017	0.406	11.68	5.01	0.000	0	−13	41

table shows 3 local maxima more than 8.0mm apart

Height threshold: F = 10.84, p = 0.000 (0.050)
Extent threshold: k = 0 voxels
Expected voxels per cluster, <k> = 0.983
Expected number of clusters, <c> = 0.05
FWEp: 10.837, FDRp: 13.892, FWEc: 1, FDRc: 6

Degrees of freedom = [3.0, 322.0]
FWHM = 10.7 10.7 10.3 mm mm mm; 3.6 3.6 3.4 {voxels}
Volume: 1612116 = 59708 voxels = 1229.1 resels
Voxel size: 3.0 3.0 3.0 mm mm mm; (resel = 43.41 voxels)

Average effect of condition

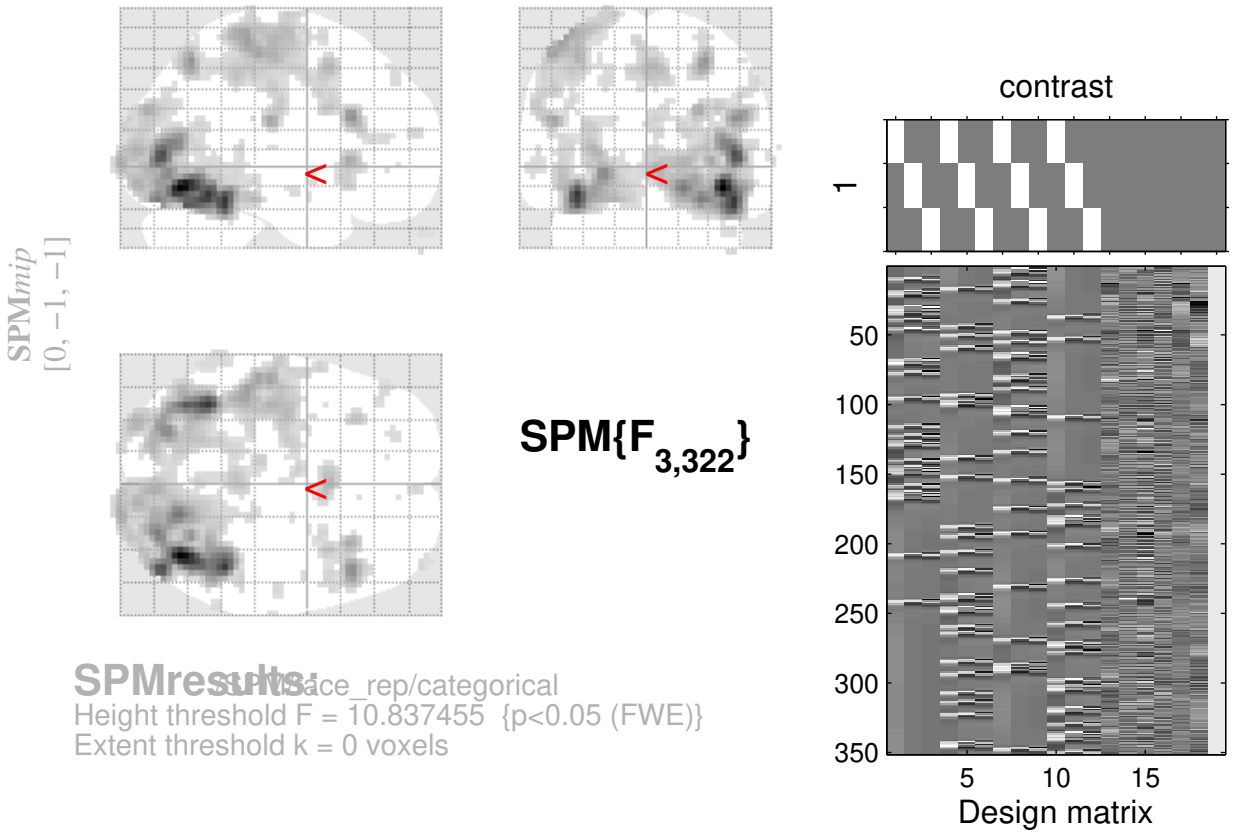

SPMresults: SPMface_rep/categorical
Height threshold F = 10.837455 {p<0.05 (FWE)}
Extent threshold k = 0 voxels

Statistics: *p–values adjusted for search volume*

set–level		cluster–level				peak–level					mm mm mm		
p	c	$p_{FWE-corr}$	$q_{FDR-corr}$	k_E	p_{uncorr}	$p_{FWE-corr}$	$q_{FDR-corr}$	F	$(Z_{\equiv})$	p_{uncorr}			
		0.004	0.115	3	0.079	0.017	0.406	11.68	5.01	0.000	18	−10	−13
		0.007	0.159	2	0.143	0.017	0.417	11.64	5.00	0.000	−24	−73	41
		0.007	0.159	2	0.143	0.038	0.822	11.05	4.84	0.000	27	−1	−16
		0.007	0.159	2	0.143	0.039	0.829	11.03	4.84	0.000	−3	−28	−16
		0.015	0.294	1	0.294	0.045	0.918	10.93	4.81	0.000	9	47	−1
		0.015	0.294	1	0.294	0.047	0.944	10.90	4.80	0.000	−12	41	−4
		0.015	0.294	1	0.294	0.048	0.959	10.87	4.80	0.000	3	−94	11

table shows 3 local maxima more than 8.0mm apart

Height threshold: F = 10.84, p = 0.000 (0.050)
Extent threshold: k = 0 voxels
Expected voxels per cluster, <k> = 0.983
Expected number of clusters, <c> = 0.05
FWEp: 10.837, FDRp: 13.892, FWEc: 1, FDRc: 6

Degrees of freedom = [3.0, 322.0]
FWHM = 10.7 10.7 10.3 mm mm mm; 3.6 3.6 3.4 {voxels}
Volume: 1612116 = 59708 voxels = 1229.1 resels
Voxel size: 3.0 3.0 3.0 mm mm mm; (resel = 43.41 voxels)

Main effect of Fame

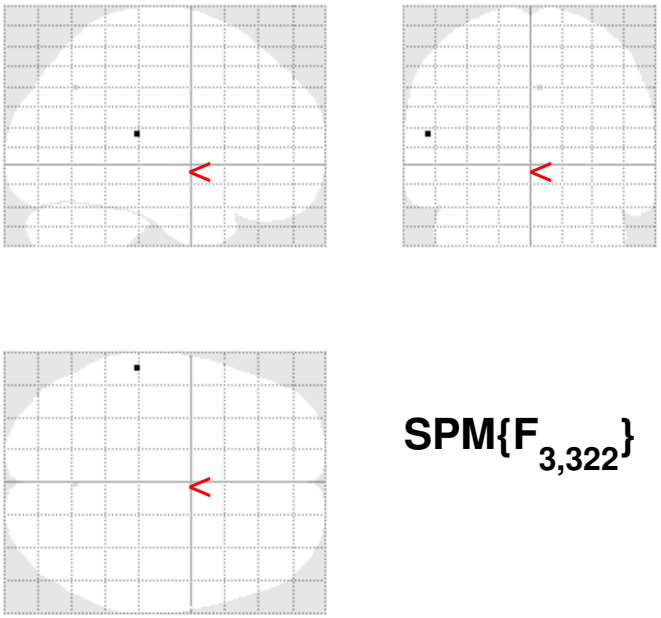

SPM*mip*
[0, −1, −1]

SPM{$F_{3,322}$}



SPMresults: stu/face_rep/categorical
Height threshold F = 10.837455 {p<0.05 (FWE)}
Extent threshold k = 0 voxels

Statistics: *p–values adjusted for search volume*

set–level		cluster–level				peak–level					mm mm mm
p	*c*	$p_{FWE-corr}$	$q_{FDR-corr}$	k_E	p_{uncorr}	$p_{FWE-corr}$	$q_{FDR-corr}$	*F*	$(Z_{\equiv})$	p_{uncorr}	
0.001	2	0.015	0.294	1	0.294	0.027	0.799	11.31	4.91	0.000	−57 −31 14
		0.015	0.294	1	0.294	0.039	0.799	11.03	4.84	0.000	3 −64 38

table shows 3 local maxima more than 8.0mm apart

Height threshold: F = 10.84, p = 0.000 (0.050)
Extent threshold: k = 0 voxels
Expected voxels per cluster, <k> = 0.983
Expected number of clusters, <c> = 0.05
FWEp: 10.837, FDRp: Inf, FWEc: 1, FDRc: Inf

Degrees of freedom = [3.0, 322.0]
FWHM = 10.7 10.7 10.3 mm mm mm; 3.6 3.6 3.4 {voxels}
Volume: 1612116 = 59708 voxels = 1229.1 resels
Voxel size: 3.0 3.0 3.0 mm mm mm; (resel = 43.41 voxels)

Main effect of Rep

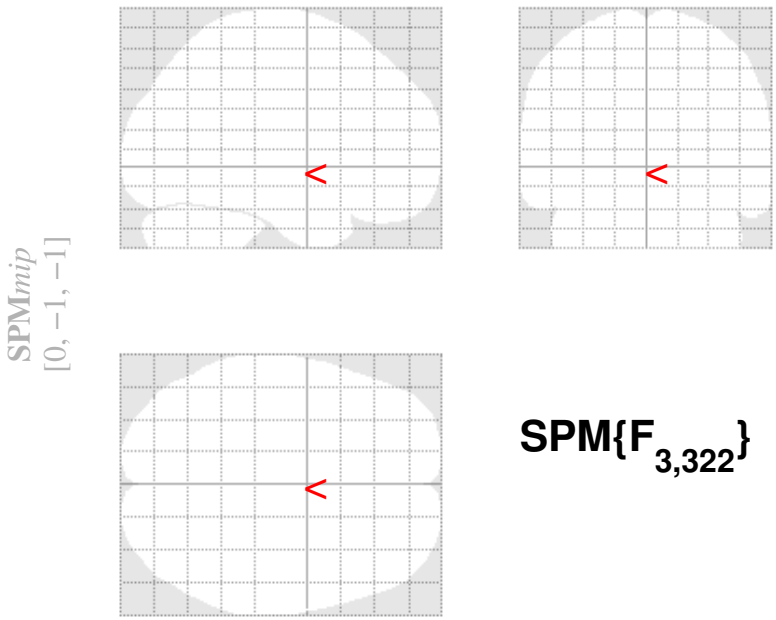

SPM{$F_{3,322}$}



SPMresults: SPMface_rep/categorical
Height threshold F = 10.837455 {p<0.05 (FWE)}
Extent threshold k = 0 voxels

Statistics: ***p–values adjusted for search volume***

set–level		cluster–level				peak–level					mm mm mm
p	c	$p_{FWE-corr}$	$q_{FDR-corr}$	k_E	p_{uncorr}	$p_{FWE-corr}$	$q_{FDR-corr}$	F	$(Z_{\equiv})$	p_{uncorr}	

no suprathreshold clusters

table shows 3 local maxima more than 8.0mm apart

Height threshold: F = 10.84, p = 0.000 (0.050)
Extent threshold: k = 0 voxels
Expected voxels per cluster, <k> = 0.983
Expected number of clusters, <c> = 0.05
FWEp: 10.837, FDRp: Inf, FWEc: Inf, FDRc: Inf

Degrees of freedom = [3.0, 322.0]
FWHM = 10.7 10.7 10.3 mm mm mm; 3.6 3.6 3.4 {voxels}
Volume: 1612116 = 59708 voxels = 1229.1 resels
Voxel size: 3.0 3.0 3.0 mm mm mm; (resel = 43.41 voxels)

Interaction: Fame x Rep

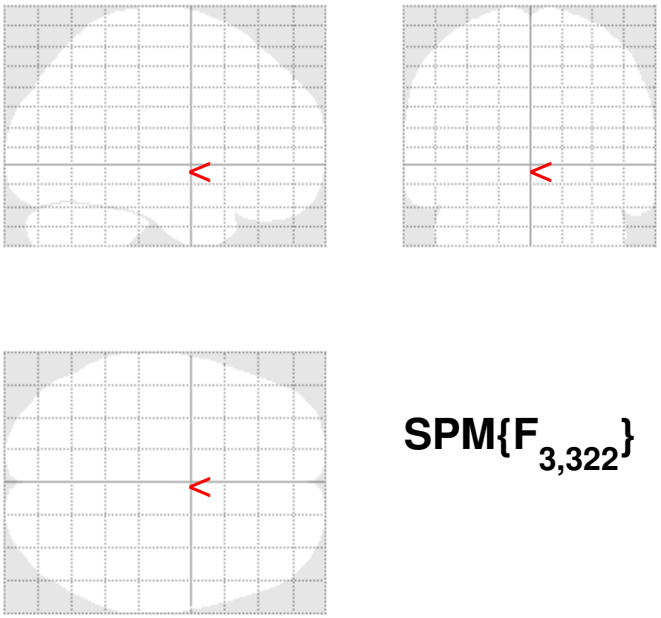



SPMresults: stu/face_rep/categorical
Height threshold F = 10.837455 {p<0.05 (FWE)}
Extent threshold k = 0 voxels

Statistics: *p–values adjusted for search volume*

set–level		cluster–level				peak–level					mm mm mm
p	c	$p_{FWE-corr}$	$q_{FDR-corr}$	k_E	p_{uncorr}	$p_{FWE-corr}$	$q_{FDR-corr}$	F	$(Z_{\equiv})$	p_{uncorr}	

no suprathreshold clusters

table shows 3 local maxima more than 8.0mm apart

Height threshold: F = 10.84, p = 0.000 (0.050)
Extent threshold: k = 0 voxels
Expected voxels per cluster, <k> = 0.983
Expected number of clusters, <c> = 0.05
FWEp: 10.837, FDRp: Inf, FWEc: Inf, FDRc: Inf

Degrees of freedom = [3.0, 322.0]
FWHM = 10.7 10.7 10.3 mm mm mm; 3.6 3.6 3.4 {voxels}
Volume: 1612116 = 59708 voxels = 1229.1 resels
Voxel size: 3.0 3.0 3.0 mm mm mm; (resel = 43.41 voxels)

Positive effect of condition_1

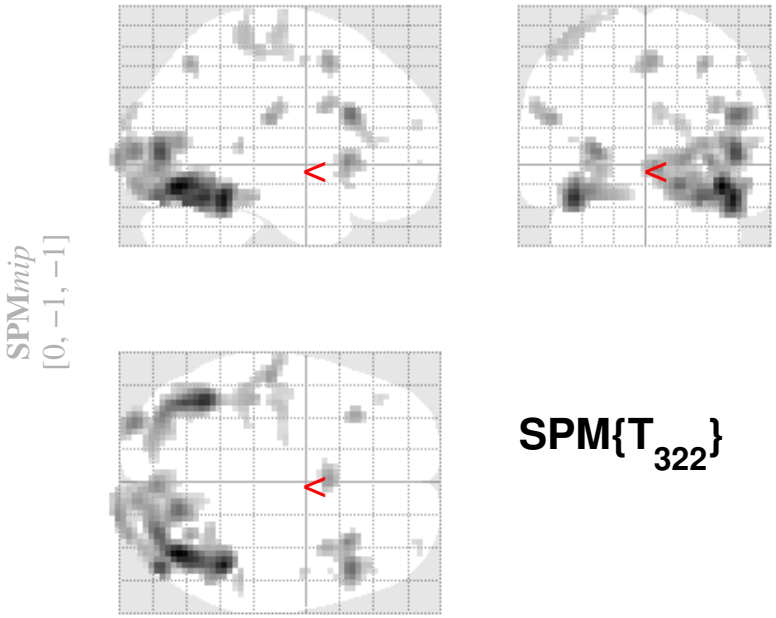

SPM{T_{322}}



SPMresults: SPMface_rep/categorical
Height threshold T = 4.815921 {p<0.05 (FWE)}
Extent threshold k = 0 voxels

Statistics: *p–values adjusted for search volume*

set–level		cluster–level				peak–level					mm mm mm		
p	c	$p_{FWE-corr}$	$q_{FDR-corr}$	k_E	p_{uncorr}	$p_{FWE-corr}$	$q_{FDR-corr}$	T	$(Z_{\equiv})$	p_{uncorr}			
0.000	**16**	**0.000**	**0.000**	**1174**	**0.000**	**0.000**	**0.000**	**15.02**	**Inf**	**0.000**	**39**	**−70**	**−13**
						0.000	0.000	13.83	Inf	0.000	45	−46	−19
						0.000	0.000	11.41	Inf	0.000	45	−79	5
		0.000	**0.000**	**378**	**0.000**	**0.000**	**0.000**	**12.67**	**Inf**	**0.000**	**−39**	**−58**	**−19**
						0.000	0.000	11.59	Inf	0.000	−39	−67	−22
						0.000	0.000	7.08	6.82	0.000	−39	−34	−19
		0.000	**0.000**	**134**	**0.000**	**0.000**	**0.000**	**9.85**	**Inf**	**0.000**	**48**	**23**	**23**
						0.000	0.000	7.12	6.85	0.000	36	8	29
						0.000	0.004	6.07	5.90	0.000	45	32	11
		0.000	**0.000**	**74**	**0.000**	**0.000**	**0.000**	**8.99**	**Inf**	**0.000**	**−27**	**−94**	**5**
		0.000	**0.000**	**98**	**0.000**	**0.000**	**0.000**	**8.77**	**Inf**	**0.000**	**33**	**20**	**−1**
						0.001	0.017	5.78	5.63	0.000	54	17	2
						0.001	0.039	5.59	5.45	0.000	51	20	−13
		0.000	**0.000**	**48**	**0.000**	**0.000**	**0.000**	**7.83**	**7.48**	**0.000**	**−54**	**−22**	**23**
						0.000	0.000	6.71	6.49	0.000	−60	−16	26
		0.000	**0.000**	**45**	**0.000**	**0.000**	**0.000**	**7.71**	**7.38**	**0.000**	**0**	**11**	**50**
		0.000	**0.001**	**19**	**0.001**	**0.000**	**0.000**	**7.54**	**7.23**	**0.000**	**30**	**−64**	**50**
		0.000	**0.000**	**26**	**0.000**	**0.000**	**0.000**	**7.34**	**7.05**	**0.000**	**−33**	**26**	**−1**
		0.000	**0.000**	**129**	**0.000**	**0.000**	**0.000**	**6.54**	**6.33**	**0.000**	**−45**	**−34**	**62**
						0.000	0.002	6.26	6.08	0.000	−51	−28	56
						0.000	0.002	6.20	6.02	0.000	−39	−19	65
		0.000	**0.003**	**15**	**0.002**	**0.000**	**0.001**	**6.44**	**6.24**	**0.000**	**51**	**−37**	**8**
		0.004	**0.093**	**4**	**0.081**	**0.001**	**0.037**	**5.61**	**5.47**	**0.000**	**48**	**−4**	**53**

table shows 3 local maxima more than 8.0mm apart

Height threshold: T = 4.82, p = 0.000 (0.050)
Extent threshold: k = 0 voxels
Expected voxels per cluster, <k> = 1.336
Expected number of clusters, <c> = 0.05
FWEp: 4.816, FDRp: 5.585, FWEc: 1, FDRc: 15

Degrees of freedom = [1.0, 322.0]
FWHM = 10.7 10.7 10.3 mm mm mm; 3.6 3.6 3.4 {voxels}
Volume: 1612116 = 59708 voxels = 1229.1 resels
Voxel size: 3.0 3.0 3.0 mm mm mm; (resel = 43.41 voxels)

Positive effect of condition_1

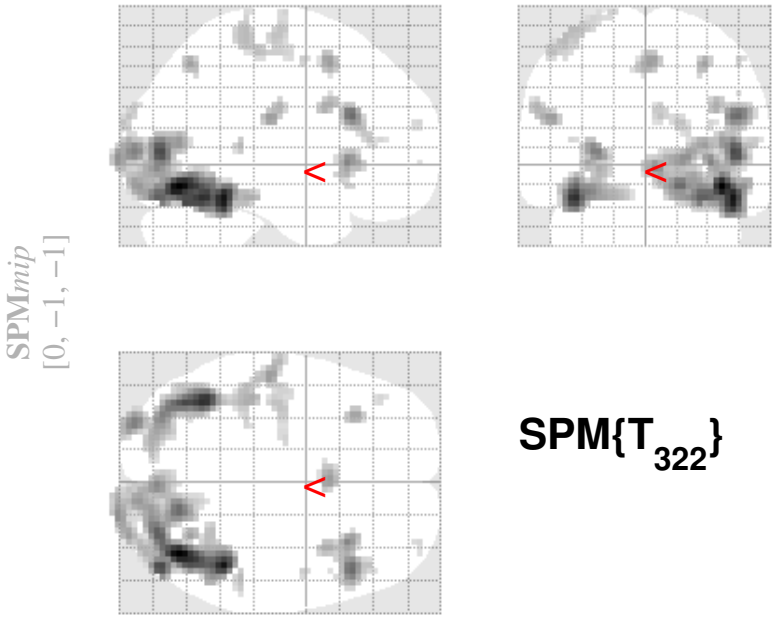

SPM{T_{322}}



SPMresults: SPMface_rep/categorical
Height threshold T = 4.815921 {p<0.05 (FWE)}
Extent threshold k = 0 voxels

Statistics: *p–values adjusted for search volume*

set–level		cluster–level				peak–level					mm	mm	mm
p	c	$p_{FWE-corr}$	$q_{FDR-corr}$	k_E	p_{uncorr}	$p_{FWE-corr}$	$q_{FDR-corr}$	T	$(Z_{\equiv})$	p_{uncorr}			
		0.003	0.067	5	0.054	0.007	0.141	5.29	5.18	0.000	33	59	20
		0.003	0.067	5	0.054	0.009	0.178	5.23	5.12	0.000	−42	38	11
		0.019	0.369	1	0.369	0.036	0.727	4.89	4.80	0.000	39	59	−1
		0.019	0.369	1	0.369	0.037	0.727	4.89	4.80	0.000	48	11	35

table shows 3 local maxima more than 8.0mm apart

Height threshold: T = 4.82, p = 0.000 (0.050)
Extent threshold: k = 0 voxels
Expected voxels per cluster, <k> = 1.336
Expected number of clusters, <c> = 0.05
FWEp: 4.816, FDRp: 5.585, FWEc: 1, FDRc: 15

Degrees of freedom = [1.0, 322.0]
FWHM = 10.7 10.7 10.3 mm mm mm; 3.6 3.6 3.4 {voxels}
Volume: 1612116 = 59708 voxels = 1229.1 resels
Voxel size: 3.0 3.0 3.0 mm mm mm; (resel = 43.41 voxels)

Positive effect of condition_2

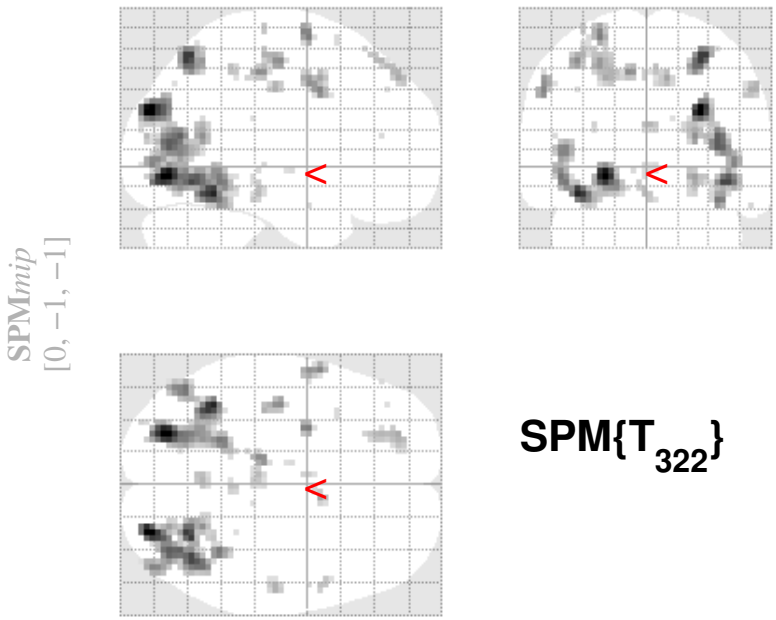

SPM{T_{322}}



SPMresults: SPMface_rep/categorical
Height threshold T = 4.815921 {p<0.05 (FWE)}
Extent threshold k = 0 voxels

Statistics: *p–values adjusted for search volume*

set–level		cluster–level				peak–level					mm mm mm		
p	c	$p_{FWE-corr}$	$q_{FDR-corr}$	k_E	p_{uncorr}	$p_{FWE-corr}$	$q_{FDR-corr}$	T	$(Z_{\equiv})$	p_{uncorr}			
0.000	**29**	**0.000**	**0.000**	**265**	**0.000**	**0.000**	**0.000**	**8.70**	**Inf**	**0.000**	**−24**	**−79**	**−7**
						0.000	0.000	7.97	7.60	0.000	−39	−52	−16
						0.000	0.001	6.52	6.31	0.000	−21	−49	−10
		0.000	**0.000**	**186**	**0.000**	**0.000**	**0.000**	**8.62**	**Inf**	**0.000**	**27**	**−85**	**26**
						0.000	0.000	7.05	6.79	0.000	36	−76	8
						0.000	0.000	6.95	6.70	0.000	36	−70	14
		0.000	**0.000**	**48**	**0.000**	**0.000**	**0.000**	**7.55**	**7.24**	**0.000**	**27**	**−67**	**56**
		0.000	**0.000**	**137**	**0.000**	**0.000**	**0.000**	**7.39**	**7.10**	**0.000**	**39**	**−64**	**−10**
						0.000	0.001	6.54	6.33	0.000	36	−49	−19
						0.000	0.019	5.87	5.71	0.000	24	−76	−7
		0.000	**0.000**	**85**	**0.000**	**0.000**	**0.001**	**6.65**	**6.43**	**0.000**	**−48**	**−67**	**−7**
						0.000	0.003	6.34	6.15	0.000	−48	−70	5
		0.000	**0.002**	**20**	**0.001**	**0.000**	**0.001**	**6.49**	**6.29**	**0.000**	**−27**	**−1**	**65**
		0.000	**0.000**	**28**	**0.000**	**0.000**	**0.003**	**6.34**	**6.15**	**0.000**	**−57**	**5**	**38**
		0.000	**0.000**	**28**	**0.000**	**0.000**	**0.005**	**6.19**	**6.02**	**0.000**	**−39**	**−16**	**53**
		0.000	**0.003**	**17**	**0.001**	**0.000**	**0.005**	**6.18**	**6.00**	**0.000**	**−12**	**−28**	**47**
		0.000	**0.001**	**25**	**0.000**	**0.000**	**0.005**	**6.17**	**5.99**	**0.000**	**24**	**−58**	**14**
		0.000	**0.000**	**28**	**0.000**	**0.000**	**0.010**	**6.02**	**5.85**	**0.000**	**−27**	**−61**	**50**
		0.000	**0.006**	**14**	**0.003**	**0.001**	**0.031**	**5.76**	**5.62**	**0.000**	**9**	**5**	**44**
		0.000	**0.000**	**34**	**0.000**	**0.001**	**0.034**	**5.73**	**5.59**	**0.000**	**−24**	**47**	**44**
						0.002	0.086	5.50	5.38	0.000	−24	38	53
		0.000	**0.010**	**12**	**0.005**	**0.001**	**0.056**	**5.61**	**5.48**	**0.000**	**57**	**−19**	**38**
		0.000	**0.013**	**11**	**0.007**	**0.002**	**0.085**	**5.51**	**5.39**	**0.000**	**0**	**−58**	**20**

table shows 3 local maxima more than 8.0mm apart

Height threshold: T = 4.82, p = 0.000 (0.050)
Extent threshold: k = 0 voxels
Expected voxels per cluster, <k> = 1.336
Expected number of clusters, <c> = 0.05
FWEp: 4.816, FDRp: 5.709, FWEc: 1, FDRc: 8

Degrees of freedom = [1.0, 322.0]
FWHM = 10.7 10.7 10.3 mm mm mm; 3.6 3.6 3.4 {voxels}
Volume: 1612116 = 59708 voxels = 1229.1 resels
Voxel size: 3.0 3.0 3.0 mm mm mm; (resel = 43.41 voxels)

Positive effect of condition_2

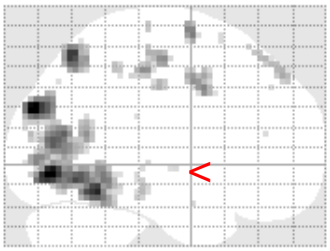

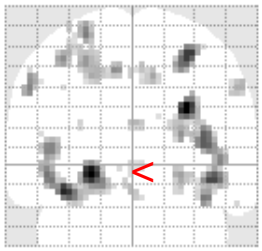

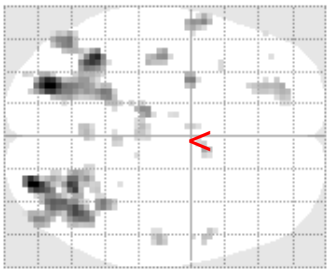

SPM*mip*
[0, −1, −1]

SPM{T$_{322}$}



SPMresults: /data/face_rep/categorical
Height threshold T = 4.815921 {p<0.05 (FWE)}
Extent threshold k = 0 voxels

Statistics: *p–values adjusted for search volume*

set–level		cluster–level				peak–level					mm mm mm		
p	*c*	$p_{FWE-corr}$	$q_{FDR-corr}$	k_E	p_{uncorr}	$p_{FWE-corr}$	$q_{FDR-corr}$	*T*	($Z_{\equiv}$)	p_{uncorr}			
		0.000	0.002	19	0.001	0.003	0.110	5.43	5.31	0.000	−3	−28	−16
						0.030	0.710	4.95	4.85	0.000	−3	−25	−1
						0.030	0.710	4.94	4.85	0.000	−3	−31	−7
		0.001	0.032	8	0.019	0.005	0.156	5.35	5.23	0.000	3	−43	47
		0.003	0.087	5	0.054	0.005	0.157	5.34	5.23	0.000	54	5	35
		0.010	0.248	2	0.206	0.008	0.232	5.24	5.13	0.000	−36	−25	68
		0.004	0.124	4	0.081	0.013	0.349	5.14	5.04	0.000	−3	−1	47
		0.006	0.182	3	0.126	0.021	0.553	5.02	4.92	0.000	−30	−91	20
		0.019	0.369	1	0.369	0.024	0.611	4.99	4.90	0.000	54	−1	−22
		0.010	0.248	2	0.206	0.031	0.731	4.93	4.84	0.000	−9	−10	−4
		0.010	0.248	2	0.206	0.034	0.784	4.91	4.82	0.000	−33	14	65
		0.019	0.369	1	0.369	0.039	0.837	4.88	4.79	0.000	−51	38	14
		0.010	0.248	2	0.206	0.039	0.837	4.88	4.79	0.000	−27	−73	41
		0.019	0.369	1	0.369	0.044	0.912	4.85	4.76	0.000	−39	41	38
		0.019	0.369	1	0.369	0.048	0.973	4.83	4.74	0.000	12	−31	23
		0.019	0.369	1	0.369	0.049	0.973	4.82	4.74	0.000	27	−40	−7

table shows 3 local maxima more than 8.0mm apart

Height threshold: T = 4.82, p = 0.000 (0.050)
Extent threshold: k = 0 voxels
Expected voxels per cluster, <k> = 1.336
Expected number of clusters, <c> = 0.05
FWEp: 4.816, FDRp: 5.709, FWEc: 1, FDRc: 8

Degrees of freedom = [1.0, 322.0]
FWHM = 10.7 10.7 10.3 mm mm mm; 3.6 3.6 3.4 {voxels}
Volume: 1612116 = 59708 voxels = 1229.1 resels
Voxel size: 3.0 3.0 3.0 mm mm mm; (resel = 43.41 voxels)

Positive effect of condition_3

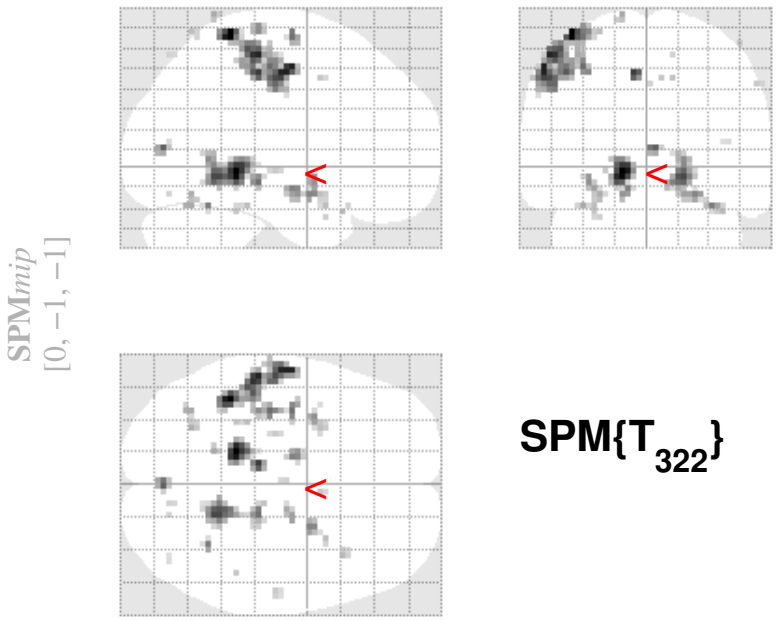

SPM{T_{322}}

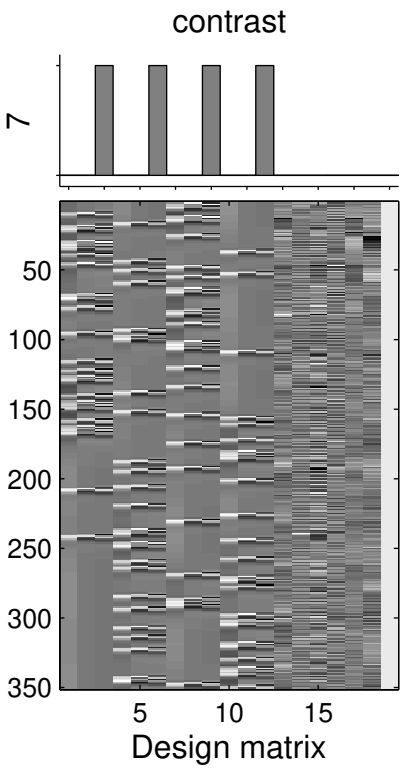

SPMresults: SPMface_rep/categorical
Height threshold T = 4.815921 {p<0.05 (FWE)}
Extent threshold k = 0 voxels

Statistics: *p–values adjusted for search volume*

set–level		cluster–level				peak–level					mm mm mm
p	c	$p_{FWE-corr}$	$q_{FDR-corr}$	k_E	p_{uncorr}	$p_{FWE-corr}$	$q_{FDR-corr}$	T	$(Z_{\equiv})$	p_{uncorr}	
0.000	28	0.000	0.000	192	0.000	0.000	0.003	6.66	6.44	0.000	−42 −43 68
						0.000	0.008	6.36	6.17	0.000	−57 −10 50
						0.000	0.008	6.33	6.14	0.000	−54 −28 56
		0.000	0.000	67	0.000	0.000	0.003	6.64	6.42	0.000	−15 −40 −4
		0.000	0.018	12	0.005	0.000	0.017	6.14	5.96	0.000	−9 −28 47
		0.000	0.000	91	0.000	0.000	0.027	6.02	5.85	0.000	18 −52 −7
						0.001	0.064	5.71	5.57	0.000	18 −28 −10
		0.000	0.018	11	0.007	0.000	0.045	5.83	5.68	0.000	3 −79 8
		0.000	0.018	12	0.005	0.001	0.064	5.70	5.56	0.000	−36 −10 65
		0.003	0.117	5	0.054	0.001	0.085	5.62	5.49	0.000	33 −55 −22
		0.000	0.017	14	0.003	0.002	0.095	5.58	5.45	0.000	−12 −10 −13
		0.000	0.018	12	0.005	0.002	0.102	5.55	5.42	0.000	24 −1 −16
						0.016	0.482	5.09	4.98	0.000	30 8 −22
		0.000	0.018	11	0.007	0.003	0.145	5.46	5.34	0.000	−36 −28 68
		0.000	0.006	19	0.001	0.003	0.146	5.45	5.33	0.000	−33 2 −10
						0.017	0.482	5.07	4.97	0.000	−27 5 −16
		0.000	0.018	11	0.007	0.006	0.251	5.32	5.20	0.000	18 −10 −16
		0.004	0.134	4	0.081	0.008	0.311	5.25	5.14	0.000	−15 −52 77
		0.001	0.043	8	0.019	0.009	0.313	5.23	5.12	0.000	−36 −64 −22
						0.009	0.323	5.22	5.11	0.000	−27 −64 −16
		0.004	0.134	4	0.081	0.014	0.475	5.12	5.01	0.000	39 17 −25
		0.004	0.134	4	0.081	0.015	0.482	5.10	5.00	0.000	−30 −34 −22
		0.006	0.185	3	0.126	0.017	0.482	5.08	4.97	0.000	−27 −64 68

table shows 3 local maxima more than 8.0mm apart

Height threshold: T = 4.82, p = 0.000 (0.050)
Extent threshold: k = 0 voxels
Expected voxels per cluster, <k> = 1.336
Expected number of clusters, <c> = 0.05
FWEp: 4.816, FDRp: 5.830, FWEc: 1, FDRc: 8

Degrees of freedom = [1.0, 322.0]
FWHM = 10.7 10.7 10.3 mm mm mm; 3.6 3.6 3.4 {voxels}
Volume: 1612116 = 59708 voxels = 1229.1 resels
Voxel size: 3.0 3.0 3.0 mm mm mm; (resel = 43.41 voxels)

Positive effect of condition_3

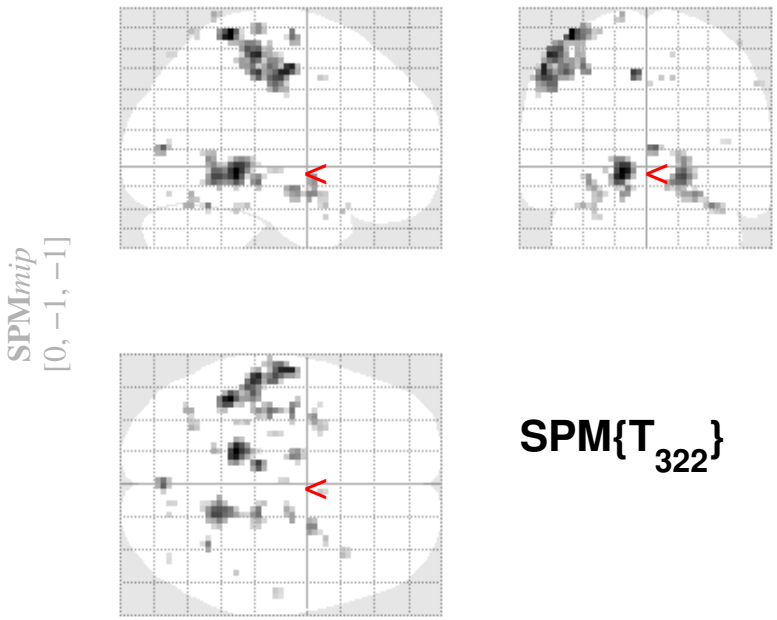

SPM{T$_{322}$}

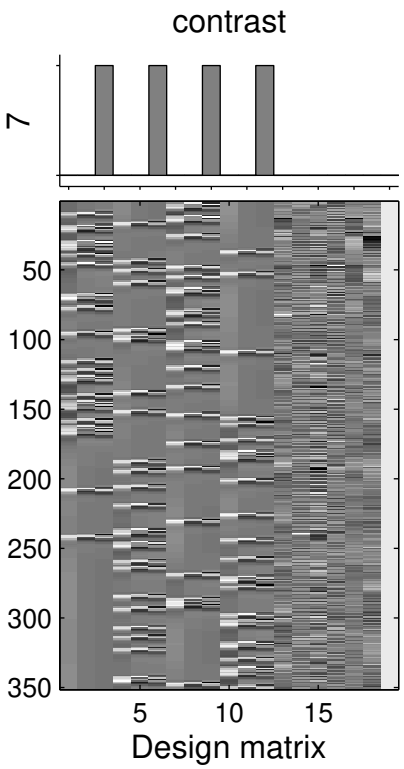

SPMresults: SPMface_rep/categorical
Height threshold T = 4.815921 {p<0.05 (FWE)}
Extent threshold k = 0 voxels

Statistics: *p–values adjusted for search volume*

set–level		cluster–level				peak–level					mm mm mm
p	c	$p_{FWE-corr}$	$q_{FDR-corr}$	k_E	p_{uncorr}	$p_{FWE-corr}$	$q_{FDR-corr}$	T	$(Z_{\equiv})$	p_{uncorr}	
		0.010	0.230	2	0.206	0.018	0.482	5.07	4.97	0.000	12 −25 44
		0.010	0.230	2	0.206	0.020	0.520	5.04	4.94	0.000	6 5 44
		0.019	0.369	1	0.369	0.022	0.551	5.01	4.92	0.000	48 −40 62
		0.006	0.185	3	0.126	0.025	0.586	4.99	4.89	0.000	−24 −19 −4
		0.004	0.134	4	0.081	0.025	0.586	4.99	4.89	0.000	57 −19 41
		0.010	0.230	2	0.206	0.029	0.665	4.95	4.85	0.000	−27 8 −28
		0.010	0.230	2	0.206	0.031	0.688	4.93	4.84	0.000	0 −13 41
		0.019	0.369	1	0.369	0.032	0.688	4.93	4.83	0.000	18 −76 −16
		0.010	0.230	2	0.206	0.034	0.706	4.91	4.82	0.000	12 −76 56
		0.010	0.230	2	0.206	0.040	0.807	4.87	4.78	0.000	42 −76 11
		0.019	0.369	1	0.369	0.042	0.843	4.86	4.77	0.000	−39 5 −22

table shows 3 local maxima more than 8.0mm apart

Height threshold: T = 4.82, p = 0.000 (0.050)
Extent threshold: k = 0 voxels
Expected voxels per cluster, <k> = 1.336
Expected number of clusters, <c> = 0.05
FWEp: 4.816, FDRp: 5.830, FWEc: 1, FDRc: 8

Degrees of freedom = [1.0, 322.0]
FWHM = 10.7 10.7 10.3 mm mm mm; 3.6 3.6 3.4 {voxels}
Volume: 1612116 = 59708 voxels = 1229.1 resels
Voxel size: 3.0 3.0 3.0 mm mm mm; (resel = 43.41 voxels)

Positive effect of Fame_1

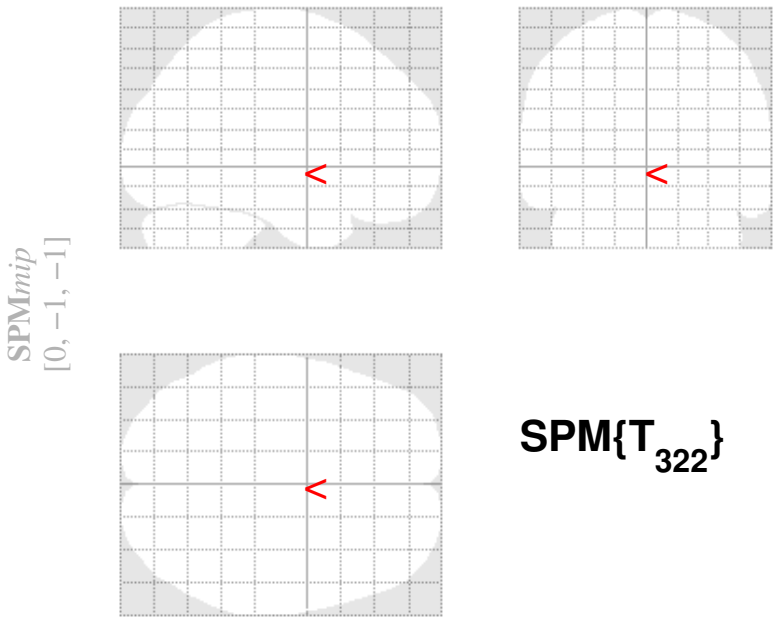



SPMresults: SPMface_rep/categorical
Height threshold T = 4.815921 {p<0.05 (FWE)}
Extent threshold k = 0 voxels

Statistics: ***p–values adjusted for search volume***

set–level		cluster–level				peak–level					mm mm mm
p	c	$p_{FWE-corr}$	$q_{FDR-corr}$	k_E	p_{uncorr}	$p_{FWE-corr}$	$q_{FDR-corr}$	T	$(Z_{\equiv})$	p_{uncorr}	

no suprathreshold clusters

table shows 3 local maxima more than 8.0mm apart

Height threshold: T = 4.82, p = 0.000 (0.050)
Extent threshold: k = 0 voxels
Expected voxels per cluster, <k> = 1.336
Expected number of clusters, <c> = 0.05
FWEp: 4.816, FDRp: Inf, FWEc: Inf, FDRc: Inf

Degrees of freedom = [1.0, 322.0]
FWHM = 10.7 10.7 10.3 mm mm mm; 3.6 3.6 3.4 {voxels}
Volume: 1612116 = 59708 voxels = 1229.1 resels
Voxel size: 3.0 3.0 3.0 mm mm mm; (resel = 43.41 voxels)

Positive effect of Fame_2

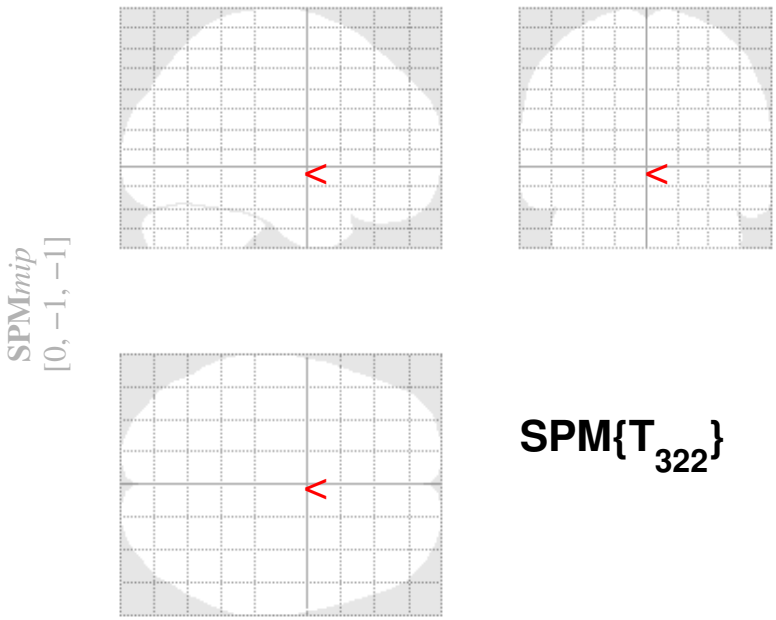

SPM{T$_{322}$}



SPMresults: SPMface_rep/categorical
Height threshold T = 4.815921 {p<0.05 (FWE)}
Extent threshold k = 0 voxels

Statistics: ***p–values adjusted for search volume***

set–level		cluster–level				peak–level					mm mm mm
p	c	$p_{FWE-corr}$	$q_{FDR-corr}$	k_E	p_{uncorr}	$p_{FWE-corr}$	$q_{FDR-corr}$	T	$(Z_{\equiv})$	p_{uncorr}	

no suprathreshold clusters

table shows 3 local maxima more than 8.0mm apart

Height threshold: T = 4.82, p = 0.000 (0.050)
Extent threshold: k = 0 voxels
Expected voxels per cluster, <k> = 1.336
Expected number of clusters, <c> = 0.05
FWEp: 4.816, FDRp: Inf, FWEc: Inf, FDRc: Inf

Degrees of freedom = [1.0, 322.0]
FWHM = 10.7 10.7 10.3 mm mm mm; 3.6 3.6 3.4 {voxels}
Volume: 1612116 = 59708 voxels = 1229.1 resels
Voxel size: 3.0 3.0 3.0 mm mm mm; (resel = 43.41 voxels)

Positive effect of Fame_3

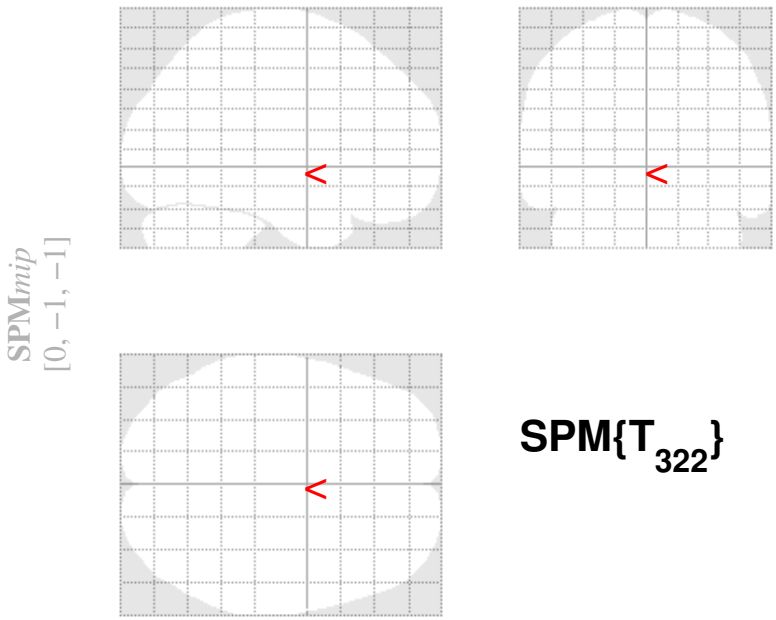

SPM{T$_{322}$}

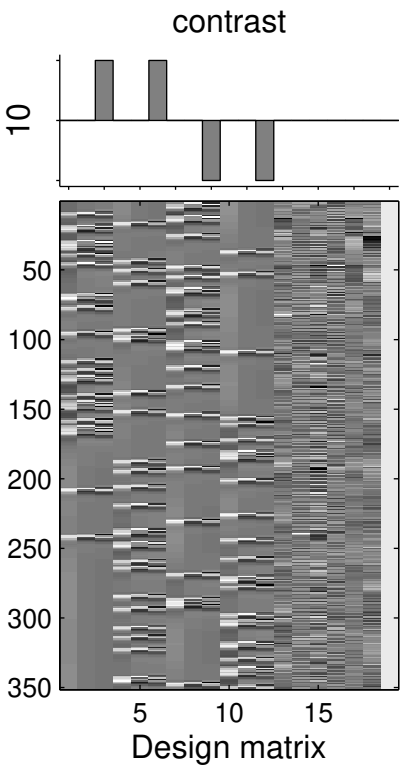

SPMresults: SPMface_rep/categorical
Height threshold T = 4.815921 {p<0.05 (FWE)}
Extent threshold k = 0 voxels

Statistics: ***p–values adjusted for search volume***

set–level		cluster–level				peak–level					mm mm mm
p	c	$p_{FWE-corr}$	$q_{FDR-corr}$	k_E	p_{uncorr}	$p_{FWE-corr}$	$q_{FDR-corr}$	T	$(Z_{\equiv})$	p_{uncorr}	

no suprathreshold clusters

table shows 3 local maxima more than 8.0mm apart

Height threshold: T = 4.82, p = 0.000 (0.050)
Extent threshold: k = 0 voxels
Expected voxels per cluster, <k> = 1.336
Expected number of clusters, <c> = 0.05
FWEp: 4.816, FDRp: Inf, FWEc: Inf, FDRc: Inf

Degrees of freedom = [1.0, 322.0]
FWHM = 10.7 10.7 10.3 mm mm mm; 3.6 3.6 3.4 {voxels}
Volume: 1612116 = 59708 voxels = 1229.1 resels
Voxel size: 3.0 3.0 3.0 mm mm mm; (resel = 43.41 voxels)

Positive effect of Rep_1

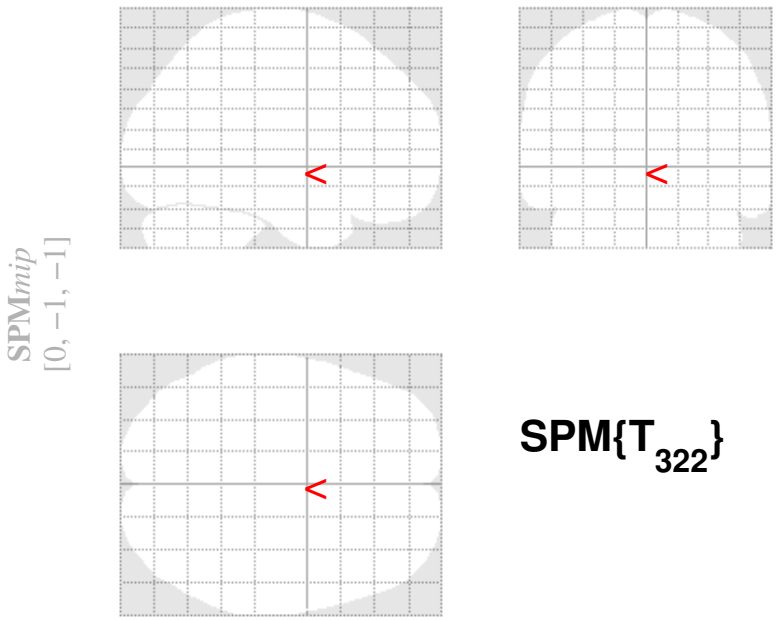

SPM{T$_{322}$}



SPMresults: SPMface_rep/categorical
Height threshold T = 4.815921 {p<0.05 (FWE)}
Extent threshold k = 0 voxels

Statistics: ***p–values adjusted for search volume***

set–level		cluster–level				peak–level					
p	c	$p_{FWE-corr}$	$q_{FDR-corr}$	k_E	p_{uncorr}	$p_{FWE-corr}$	$q_{FDR-corr}$	T	$(Z_{\equiv})$	p_{uncorr}	mm mm mm

no suprathreshold clusters

table shows 3 local maxima more than 8.0mm apart

Height threshold: T = 4.82, p = 0.000 (0.050)
Extent threshold: k = 0 voxels
Expected voxels per cluster, <k> = 1.336
Expected number of clusters, <c> = 0.05
FWEp: 4.816, FDRp: Inf, FWEc: Inf, FDRc: Inf

Degrees of freedom = [1.0, 322.0]
FWHM = 10.7 10.7 10.3 mm mm mm; 3.6 3.6 3.4 {voxels}
Volume: 1612116 = 59708 voxels = 1229.1 resels
Voxel size: 3.0 3.0 3.0 mm mm mm; (resel = 43.41 voxels)

Positive effect of Rep_2

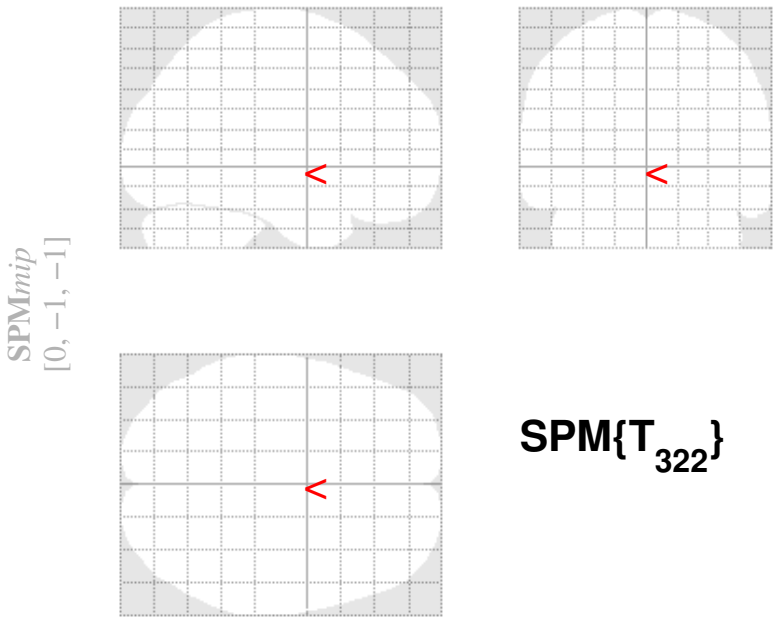

SPM{T_{322}}



SPMresults: SPMface_rep/categorical
Height threshold T = 4.815921 {p<0.05 (FWE)}
Extent threshold k = 0 voxels

Statistics: ***p–values adjusted for search volume***

set–level		cluster–level				peak–level					mm mm mm
p	c	$p_{FWE-corr}$	$q_{FDR-corr}$	k_E	p_{uncorr}	$p_{FWE-corr}$	$q_{FDR-corr}$	T	$(Z_{\equiv})$	p_{uncorr}	

no suprathreshold clusters

table shows 3 local maxima more than 8.0mm apart

Height threshold: T = 4.82, p = 0.000 (0.050)
Extent threshold: k = 0 voxels
Expected voxels per cluster, <k> = 1.336
Expected number of clusters, <c> = 0.05
FWEp: 4.816, FDRp: Inf, FWEc: Inf, FDRc: Inf

Degrees of freedom = [1.0, 322.0]
FWHM = 10.7 10.7 10.3 mm mm mm; 3.6 3.6 3.4 {voxels}
Volume: 1612116 = 59708 voxels = 1229.1 resels
Voxel size: 3.0 3.0 3.0 mm mm mm; (resel = 43.41 voxels)

Positive effect of Rep_3

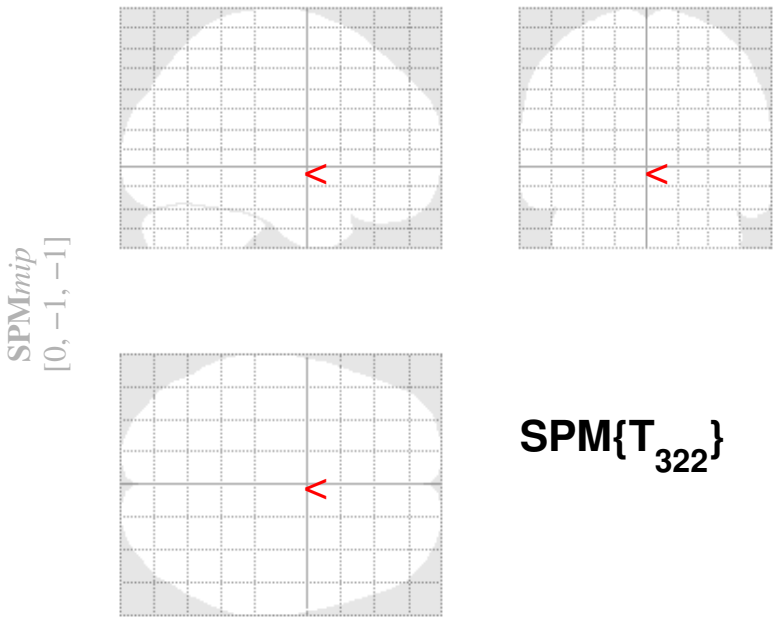

SPM{T_{322}}

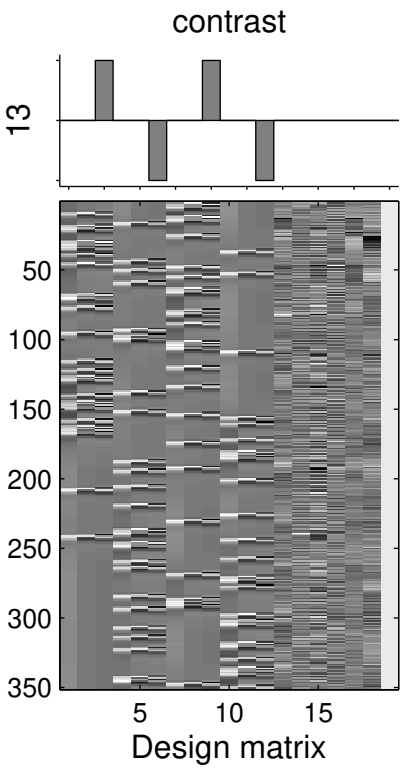

SPMresults: SPMface_rep/categorical
Height threshold T = 4.815921 {p<0.05 (FWE)}
Extent threshold k = 0 voxels

Statistics: ***p–values adjusted for search volume***

set–level		cluster–level				peak–level					mm mm mm
p	c	$p_{FWE-corr}$	$q_{FDR-corr}$	k_E	p_{uncorr}	$p_{FWE-corr}$	$q_{FDR-corr}$	T	$(Z_{\equiv})$	p_{uncorr}	

no suprathreshold clusters

table shows 3 local maxima more than 8.0mm apart

Height threshold: T = 4.82, p = 0.000 (0.050)
Extent threshold: k = 0 voxels
Expected voxels per cluster, <k> = 1.336
Expected number of clusters, <c> = 0.05
FWEp: 4.816, FDRp: Inf, FWEc: Inf, FDRc: Inf

Degrees of freedom = [1.0, 322.0]
FWHM = 10.7 10.7 10.3 mm mm mm; 3.6 3.6 3.4 {voxels}
Volume: 1612116 = 59708 voxels = 1229.1 resels
Voxel size: 3.0 3.0 3.0 mm mm mm; (resel = 43.41 voxels)

Positive Interaction: Fame x Rep_1

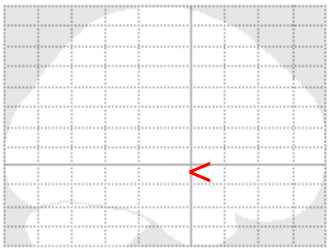

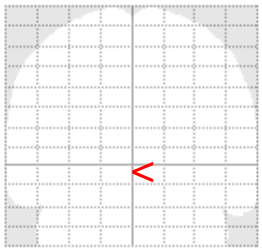

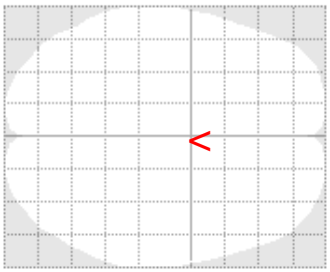

SPM*mip*
[0, −1, −1]

SPM{T_{322}}

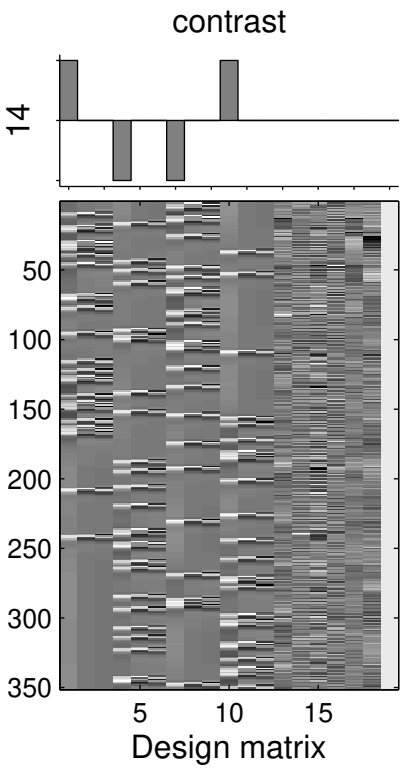

SPMresults: subspace_rep/categorical
Height threshold T = 4.815921 {p<0.05 (FWE)}
Extent threshold k = 0 voxels

Statistics: *p–values adjusted for search volume*

set–level		cluster–level				peak–level					mm mm mm
p	*c*	$p_{FWE-corr}$	$q_{FDR-corr}$	k_E	p_{uncorr}	$p_{FWE-corr}$	$q_{FDR-corr}$	*T*	($Z_{\equiv}$)	p_{uncorr}	

no suprathreshold clusters

table shows 3 local maxima more than 8.0mm apart

Height threshold: T = 4.82, p = 0.000 (0.050)
Extent threshold: k = 0 voxels
Expected voxels per cluster, <k> = 1.336
Expected number of clusters, <c> = 0.05
FWEp: 4.816, FDRp: Inf, FWEc: Inf, FDRc: Inf

Degrees of freedom = [1.0, 322.0]
FWHM = 10.7 10.7 10.3 mm mm mm; 3.6 3.6 3.4 {voxels}
Volume: 1612116 = 59708 voxels = 1229.1 resels
Voxel size: 3.0 3.0 3.0 mm mm mm; (resel = 43.41 voxels)

Positive Interaction: Fame x Rep_2

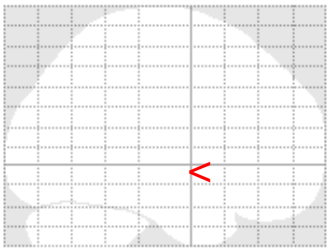

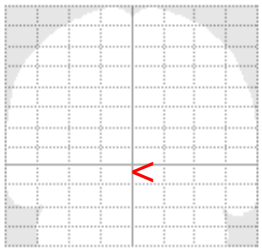

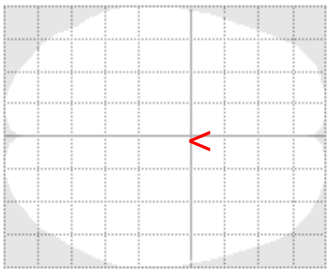

SPM*mip*
[0, −1, −1]

SPM{T_{322}}

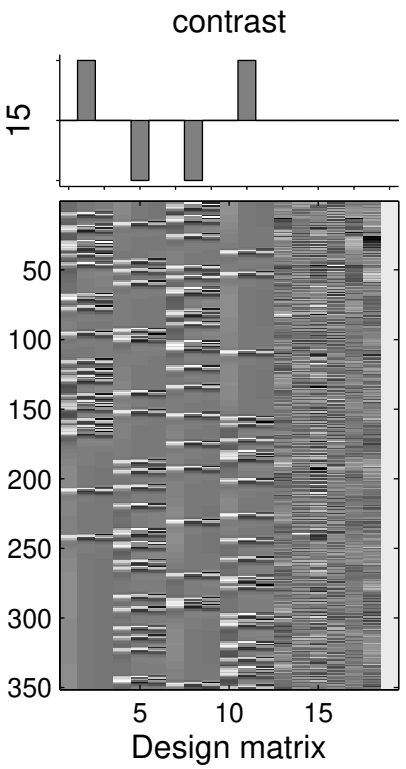

SPMresults: subspace_rep/categorical
Height threshold T = 4.815921 {p<0.05 (FWE)}
Extent threshold k = 0 voxels

Statistics: ***p–values adjusted for search volume***

set–level		cluster–level				peak–level					mm mm mm
p	*c*	$p_{FWE-corr}$	$q_{FDR-corr}$	k_E	p_{uncorr}	$p_{FWE-corr}$	$q_{FDR-corr}$	*T*	($Z_{\equiv}$)	p_{uncorr}	

no suprathreshold clusters

table shows 3 local maxima more than 8.0mm apart

Height threshold: T = 4.82, p = 0.000 (0.050)
Extent threshold: k = 0 voxels
Expected voxels per cluster, <k> = 1.336
Expected number of clusters, <c> = 0.05
FWEp: 4.816, FDRp: Inf, FWEc: Inf, FDRc: Inf

Degrees of freedom = [1.0, 322.0]
FWHM = 10.7 10.7 10.3 mm mm mm; 3.6 3.6 3.4 {voxels}
Volume: 1612116 = 59708 voxels = 1229.1 resels
Voxel size: 3.0 3.0 3.0 mm mm mm; (resel = 43.41 voxels)

Positive Interaction: Fame x Rep_3

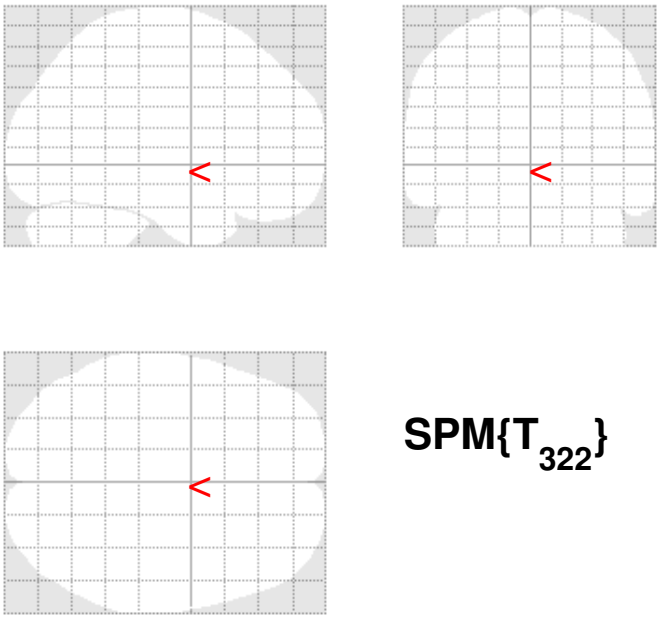

SPM*mip*
[0, −1, −1]

SPM{T_{322}}



SPMresults: subj*face_rep/categorical
Height threshold T = 4.815921 {p<0.05 (FWE)}
Extent threshold k = 0 voxels

Statistics: *p–values adjusted for search volume*

set–level		cluster–level				peak–level					mm mm mm
p	*c*	$p_{FWE-corr}$	$q_{FDR-corr}$	k_E	p_{uncorr}	$p_{FWE-corr}$	$q_{FDR-corr}$	*T*	($Z_{\equiv}$)	p_{uncorr}	

no suprathreshold clusters

table shows 3 local maxima more than 8.0mm apart

Height threshold: T = 4.82, p = 0.000 (0.050)
Extent threshold: k = 0 voxels
Expected voxels per cluster, <k> = 1.336
Expected number of clusters, <c> = 0.05
FWEp: 4.816, FDRp: Inf, FWEc: Inf, FDRc: Inf

Degrees of freedom = [1.0, 322.0]
FWHM = 10.7 10.7 10.3 mm mm mm; 3.6 3.6 3.4 {voxels}
Volume: 1612116 = 59708 voxels = 1229.1 resels
Voxel size: 3.0 3.0 3.0 mm mm mm; (resel = 43.41 voxels)

effect of Rep (masked [incl.] by Positive effect of condition_1 at p=0

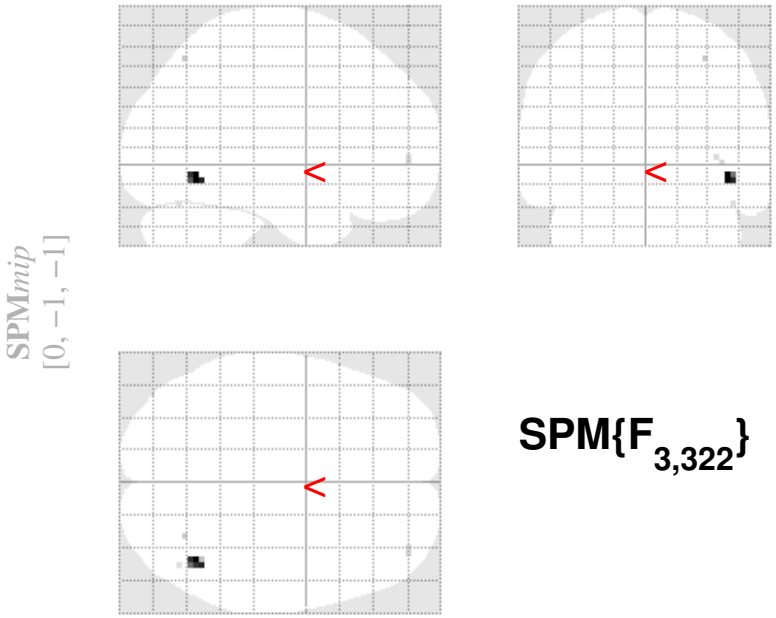



SPM{F$_{3,322}$}

SPMresults: surface_rep/categorical
Height threshold F = 5.552573 {p<0.001 (unc.)}
Extent threshold k = 0 voxels

Statistics: *p–values adjusted for search volume*

set–level		cluster–level				peak–level					mm mm mm
p	c	$p_{FWE-corr}$	$q_{FDR-corr}$	k_E	p_{uncorr}	$p_{FWE-corr}$	$q_{FDR-corr}$	F	$(Z_{\equiv})$	p_{uncorr}	
1.000	4	0.839	0.447	9	0.095	1.000	0.956	6.41	3.42	0.000	42 −61 −7
		1.000	0.580	1	0.580	1.000	0.956	5.67	3.14	0.001	30 −67 53
		1.000	0.580	2	0.421	1.000	0.956	5.63	3.12	0.001	39 53 −1
		1.000	0.580	1	0.580	1.000	0.957	5.60	3.11	0.001	45 −70 −22

table shows 3 local maxima more than 8.0mm apart

Height threshold: F = 5.55, p = 0.001 (1.000)
Extent threshold: k = 0 voxels
Expected voxels per cluster, <k> = 3.303
Expected number of clusters, <c> = 19.32
FWEp: 10.837, FDRp: Inf, FWEc: 49, FDRc: 49

Degrees of freedom = [3.0, 322.0]
FWHM = 10.7 10.7 10.3 mm mm mm; 3.6 3.6 3.4 {voxels}
Volume: 1612116 = 59708 voxels = 1229.1 resels
Voxel size: 3.0 3.0 3.0 mm mm mm; (resel = 43.41 voxels)

Movement−related effects

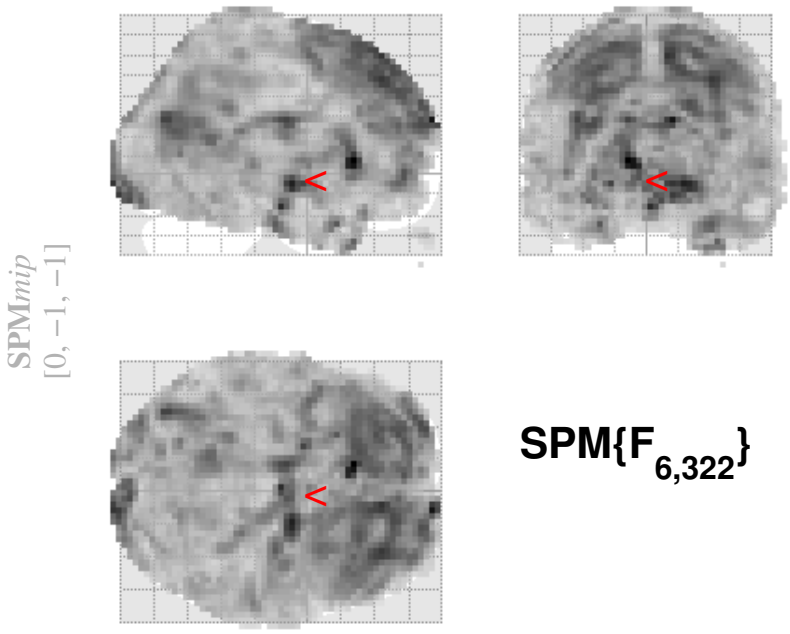

SPM{$F_{6,322}$}



SPMresults: SPMface_rep/categorical
Height threshold F = 6.800310 {p<0.05 (FWE)}
Extent threshold k = 0 voxels

Statistics: *p−values adjusted for search volume*

set−level		cluster−level				peak−level					mm	mm	mm
p	c	$p_{FWE-corr}$	$q_{FDR-corr}$	k_E	p_{uncorr}	$p_{FWE-corr}$	$q_{FDR-corr}$	F	$(Z_{\equiv})$	p_{uncorr}			
0.000	16	NaN	0.000	34753	0.000	0.000	0.000	84.37	Inf	0.000	−12	23	5
						0.000	0.000	76.15	Inf	0.000	12	65	26
						0.000	0.000	71.11	Inf	0.000	18	−10	−7
		0.000	0.000	21	0.000	0.000	0.000	20.79	Inf	0.000	−33	62	−34
		0.000	0.011	8	0.005	0.000	0.000	16.78	Inf	0.000	63	11	−19
		0.000	0.000	24	0.000	0.000	0.000	16.03	Inf	0.000	−39	5	−28
		0.000	0.000	50	0.000	0.000	0.000	12.95	7.16	0.000	33	65	−34
						0.000	0.000	12.09	6.88	0.000	45	59	−34
						0.005	0.123	7.78	5.24	0.000	30	53	−34
		0.000	0.011	8	0.005	0.000	0.000	12.83	7.12	0.000	−48	11	−19
		0.000	0.007	10	0.002	0.000	0.000	10.53	6.34	0.000	−42	−28	47
		0.015	0.265	1	0.265	0.000	0.002	9.64	6.01	0.000	39	59	−49
		0.002	0.056	4	0.035	0.000	0.010	8.96	5.74	0.000	21	−40	11
		0.007	0.139	2	0.121	0.000	0.010	8.93	5.73	0.000	39	44	−19
		0.001	0.041	5	0.021	0.000	0.014	8.79	5.67	0.000	42	2	29
		0.002	0.056	4	0.035	0.001	0.020	8.61	5.60	0.000	−30	38	17
		0.004	0.092	3	0.063	0.001	0.039	8.30	5.47	0.000	−18	−13	65
		0.007	0.139	2	0.121	0.005	0.138	7.72	5.22	0.000	60	38	−4
		0.015	0.265	1	0.265	0.020	0.447	7.18	4.97	0.000	60	35	5
		0.007	0.139	2	0.121	0.025	0.539	7.09	4.93	0.000	−21	8	53

table shows 3 local maxima more than 8.0mm apart

Height threshold: F = 6.80, p = 0.000 (0.050)
Extent threshold: k = 0 voxels
Expected voxels per cluster, <k> = 0.868
Expected number of clusters, <c> = 0.06
FWEp: 6.800, FDRp: 8.302, FWEc: 1, FDRc: 5

Degrees of freedom = [6.0, 322.0]
FWHM = 10.7 10.7 10.3 mm mm mm; 3.6 3.6 3.4 {voxels}
Volume: 1612116 = 59708 voxels = 1229.1 resels
Voxel size: 3.0 3.0 3.0 mm mm mm; (resel = 43.41 voxels)